

Format of holding of specified securities

ANNEXURE -I

Name of Listed Entity: LA TIM METAL & INDUSTRIES LIMITED
Scrip Code:505693 Name of Scrip :LATIMMETAL Class of Security : Equity
Share Holding Pattern Filed under : Reg. 31(1)(a)/Reg.31(1)(b)/Reg.31 (1) (c)
a.If under 31 (1)(b) then indicate the report for AS ON : 31.12.2018
b. If under 31(1)(c) then indicate date of allotment/extinguishment:

Declaration: The Listed entity is required to submit the following declaration to the extent of submission of information:-

Particulars	Yes*	No*
1 Whether the Listed Entity has issued any partly paid up shares?		No*
2 Whether the Listed Entity has issued any Convertible Securities or Warrants?	Yes*	
3 Whether the Listed Entity has any shares against which depository receipts are issued?		No*
4 Whether the Listed Entity has any shares in locked-in?	Yes*	
5 Whether any shares held by promoters are pledge or otherwise encumbered?		No*

* If the Listed Entity selects the option 'No' for the questions above, the columns for the partly paid up shares, Outstanding Convertible Securities/Warrants, depository receipts, locked-in shares, No of shares pledged or otherwise encumbered by promoters, as applicable, shall not be displayed at the time of dissemination on the Stock Exchange website. Also wherever there is 'No' declared by Listed Entity in above table the values will be considered as 'Zero' by default on submission of the format of holding of specified securities.

5 The tabular format for disclosure of holding of specified securities is as follows:-




Table I - Summary statement holding of specified securities

Category (I)	Category of shareholder (II)	PAN	Nos of shareholders (III)	No of fully paid-up equity shares held (IV)	No of Partly paid-up equity shares held (V)	No of shares underlying Depository Receipts (VI)	Total nos. shares held (VII) = (IV)+(V)+(VI)	Shareholding as a % of total no. of shares (calculated as per SCRR, 1957) (VIII) As a % of (A+B+C2)	Number of Voting Rights held in each class of securities (IX)			No of shares Underlying Outstanding convertible securities (Including Warrants) (X)	Shareholding as a % assuming full conversion of convertible securities (as a percentage of diluted share capital) (XI) = (VII)+(X) As a % of (A+B+C2)	Number of Locked in shares (XII)		Number of shares pledged or otherwise encumbered (XIII)		Number of equity shares held in dematerialized form (XIV)	
									No of Voting Rights					Total as a % of (A+B+C)	No. (a)	As a % of total shares held (b)	No. (a)		As a % of total shares held (b)
									Class eg: X	Class eg: Y	Total								
(A)	Promoter & Promoter Group																		
(B)	Public		9	5248250	0	0	5248250	61.15	5248250	0	5248250	61.15	249000	62.25	3901000	74.33	0	0	5248250
(C)	Non Promoter- Non Public		1722	3334180	0	0	3334180	38.85	3334180	0.00	3334180	38.85	0.00	37.75	1579890	47.38	NA	0.00	3033705
(C1)	Shares underlying DRs		0	0	0	0	0	0	0	0	0	0	0	0	0	0	0	0	0
(C2)	Shares held by Employee Trusts		0	0	0	0	0	0	0	0	0	0	0	0	0	0	0	0	0
			0	0	0	0	0	0	0	0	0	0	0	0	0	0	0	0	0
	Total		1731	8582430	0	0	8582430	100	8582430	0	8582430	100.00	249000	100	5480890	63.86	0	0	8281955




Table II - Statement showing shareholding pattern of the Promoter and Promoter Group

Category & Name of the shareholders (I)	PAN (II)	Nos of shareholder (III)	No of fully paid-up equity shares held (IV)	Partly paid-up equity shares held (V)	No of shares underlying Depository Receipts (VI)	Total nos. shares held (VII) = (IV)+(V)+(VI)	Shareholding as a % of total no. of shares (calculated as per SCRR, 1957) As a % of (A+B+C2)	Number of Voting Rights held in each class of securities (IX)			No of shares Underlying Outstanding convertible securities (Including Warrants) (X)	Shareholding as a % assuming full conversion of convertible securities (as a percentage of diluted share capital)	Number of Locked in shares (XII)		Number of shares pledged or otherwise encumbered (XIII)		Number of equity shares held in dematerialized form (XIV)	
								No of Voting Rights					Total as a % of Total Voting Rights	No. (a)	As a % of total shares held (b)	No. (a)		As a % of total shares held (b)
								Class eg: X	Class eg: Y	Total								
(1) Indian																		
(a) Individuals/H.U.F		9	5248250	0	0	5248250	61.15	5248250	0	5248250	61.15	249000	62.25	3901000	74.33	0	0.00	5248250
1 ALMITRA BALLAL CHANDRACHUD	AGYPC6411H		675714	0	0	675714	7.87	675714	0	675714	7.87	170000	9.58	675714	100.00	0	0.00	675714
2 AMITA RAHUL TIMBADIA	ACWPT8952E		400000	0	0	400000	4.66	400000	0	400000	4.66	0	4.53	316000	79.00	0	0.00	400000
3 JALPA KARNA TIMBADIA	AFSPD6661D		672201	0	0	672201	7.83	672201	0	672201	7.83	0	7.61	672201	100.00	0	0.00	672201
4 KARNA KARTIK TIMBADIA	ACVPT4109Q		664000	0	0	664000	7.74	664000	0	664000	7.74	0	7.52	664000	100.00	0	0.00	664000
5 KARTIK MAGANLAL TIMBADIA	AAAPT9456F		540210	0	0	540210	6.29	540210	0	540210	6.29	0	6.12	540210	100.00	0	0.00	540210
6 PARTH RAHUL TIMBADIA	ADNPT5421G		743875	0	0	743875	8.67	743875	0	743875	8.67	79000	9.32	743875	100.00	0	0.00	743875
7 RADHIKA RAHUL TIMBADIA	AFFPT3377M		400000	0	0	400000	4.66	400000	0	400000	4.66	0	4.53	144500	36.13	0	0.00	400000
8 RAHUL MAGANLAL TIMBADIA	ABXPT5258P		752250	0	0	752250	8.77	752250	0	752250	8.77	0	8.52	0	0.00	0	0.00	752250
9 SUCHITA KARTIK TIMBADIA	ABJPT3129M		400000	0	0	400000	4.66	400000	0	400000	4.66	0	4.53	144500	36.13	0	0.00	400000
(b) Central/State Government(s)			0	0	0	0	0.00	0	0	0	0	0	0	0	0	0	0.00	0
Name (xyz)																		
(c) Financial Institutions/Banks			0	0	0	0	0.00	0	0	0	0	0	0	0	0	0	0.00	0
Name (xyz)																		
(d) Any Other (Specify)																		
Bodies Corporate		0	0	0	0	0	0.00	0	0	0	0	0	0	0	0	0	0.00	0
Name (xyz)		0	0	0	0	0	0.00	0	0	0	0	0	0	0	0	0	0.00	0
Sub- Total (A)(1)		9	5248250	0	0	5248250	61.15	5248250	0	5248250	61.15	249000	62.25	3901000	74.33	0	0.00	5248250
(2) Foreign																		
(a) Foreign Individuals																		
Name (xyz)			0	0	0	0	0.00					0	0	0	0	0	0.00	0
(b) Government			0	0	0	0	0.00					0	0	0	0	0	0.00	0
Name (xyz)																		
(c) Institutions			0	0	0	0	0.00					0	0	0	0	0	0.00	0
Name (xyz)																		
(d) Foreign Portfolio Investor			0	0	0	0	0.00					0	0	0	0	0	0.00	0
Name (xyz)																		
(e) Any Other (Specify)			0	0	0	0	0.00					0	0	0	0	0	0.00	0
a) Bodies Corporate																		
i																		
ii																		
iii																		
Sub- Total (A)(2)		0	0	0	0	0	0	0	0	0	0	0	0	0	0	0	0	0
Total Shareholding of Promoter and Promoter Group (A)=(A)(1)+(A)(2)		9	5248250	0	0	5248250	61.15	5248250	0	5248250	61.15	249000	62.25	3901000	74.33	0	0.00	5248250




Table III - Statement showing shareholding pattern of the Public Shareholder

Category & Name of the shareholders (I)	PAN (II)	Nos of shareholder (III)	No of fully paid-up equity shares held (IV)	Partly paid-up equity shares held (V)	No of shares underlying Depository Receipts (VI)	Total nos. shares held (VII) = (IV)+(V)+(VI)	Shareholding as a % of total no. of shares (calculated as per SCRR, 1957) As a % of	Number of Voting Rights held in each class of			No of shares Underlying Outstanding convertible securities (Including Warrants) (X)	Total Shareholding as a % assuming full conversion of convertible securities (as a percentage)	Number of Locked in		Number of shares pledged		Number of equity shares held in dematerialized form (XIV)	
								No of Voting Rights					Total as a % of Total Voting Rights	No. (a)	As a % of total shares held (b)	No. (Not applicable) (a)		As a % of total shares held (Not applicable) (b)
								Class eg: X	Class eg: Y	Total								
Institutions																		
(1) Mutual Fund/UTI																		
(a)			0	0	0	0	0.00	0	0	0	0.00	0	0	0	0	NA	0	0
(b) Venture Capital Funds																		
(b) Name (xyz)			0	0	0	0	0.00	0	0	0	0.00	0	0	0	0	NA	0	0
(c) Alternate Investment Funds																		
(c) Name (xyz)			0	0	0	0	0.00	0	0	0	0.00	0	0	0	0	NA	0	0
(d) Foreign Venture Capital Investors																		
(d) Name (xyz)			0	0	0	0	0.00	0	0	0	0.00	0	0	0	0	NA	0	0
(e) Foreign Portfolio Investors																		
(e) Name (xyz)			0	0	0	0	0.00	0	0	0	0.00	0	0	0	0	NA	0	0
(f) Financial Institutions Banks																		
(f) Name (xyz)			3	4800	0	4800	0.06	4800	0	4800	0.06	0	0.05	0	0	NA	0	0
(g) Insurance Companies																		
(g) Name (xyz)			1	23550	0	23550	0.27	23550	0	23550	0.27	0	0.27	0	0	NA	0	22700
(h) Provident Funds/Pension Funds																		
(h) Name (xyz)			0	0	0	0	0.00	0	0	0	0.00	0	0.00	0	0	NA	0	0
(i) Any Other (specify)																		
(i) Central/State Government(s)			0	0	0	0	0.00	0	0	0	0.00	0	0.00	0	0	NA	0	0
1) Foreign Institutional Investors																		
1) Sub- Total (B)(1)			4	28350	0	28350	0.33	28350	0	28350	0.33	0	0.00	0	0	NA	0	22700
(2) Central Government/State Government(s)/President of India																		
(2) Name (xyz)			0	0	0	0	0.00	0	0	0	0.00	0	0.00	0	0	NA	0	0
(2) Sub- Total (B)(2)			0	0	0	0	0.00	0	0	0	0.00	0	0.00	0	0	NA	0	0
(3) Non- Institutions																		
(a) Individuals - i. Individual shareholders holding nominal share capital up to Rs.2 lakhs.			1665	523266	0	523266	6.10	523266	0	523266	6.10	0	5.93	0	0.00	NA	0	240791
(a) ii. Individual shareholders holding nominal share capital in excess of Rs.2 lakhs.			8	1780043	0	1780043	20.74	1780043	0	1780043	20.74	0	20.16	1579890	88.76	NA	0	1780043
1 KASHISH GUPTA	AJFPG6845B			312000	0	312000	3.64	312000	0	312000	3.64	0	3.53	312000	100.00	NA	0	312000
2 DIKSHA GUPTA	AAFPG1865N			312000	0	312000	3.64	312000	0	312000	3.64	0	3.53	312000	100.00	NA	0	312000
3 MALU GUPTA	AGDPG2314G			267430	0	267430	3.12	267430	0	267430	3.12	0	3.03	267430	100.00	NA	0	267430
4 BIHARISARAN KHANDELWAL	AACPK5606Q			688460	0	688460	8.02	688460	0	688460	8.02	0	7.80	688460	100.00	NA	0	688460
(b) NBFCs registered with RBI																		
(b) Name (xyz)			0	0	0	0	0.00	0	0	0	0.00	0	0.00	0	0	NA	0	0
(c) Employee Trust																		
(c) Name (xyz)			0	0	0	0	0.00	0	0	0	0.00	0	0.00	0	0	NA	0	0
(d) Overseas Depositories (holding DRs)																		
(d) (balancing figure)			0	0	0	0	0.00	0	0	0	0.00	0	0.00	0	0	NA	0	0
(d) Name (xyz)																		
(e) Trusts			1	100	0	100	0.00	100	0	100	0.00	0	0.00	0	0	NA	0	100
(f) NRI Non Repatriable			9	3050	0	3050	0.04	3050	0	3050	0.04	0	0.03	0	0	NA	0	50
(g) Overseas Corporate Bodies			1	71300	0	71300	0.83	71300	0	71300	0.83	0	0.81	0	0	NA	0	71300
(h) Clearing Members																		
(h) Name (xyz)			0	0	0	0	0.00	0	0	0	0.00	0	0.00	0	0	NA	0	0
(i) Hindu Undivided Families																		
(i) Name (xyz)			11	11301	0	11301	0.13	11301	0	11301	0.13	0	0.13	0	0	NA	0	0
(j) Bodies Corporate			23	916770	0	916770	10.68	916770	0	916770	10.68	0	10.38	0	0.00	NA	0	11001
1 CHINAR FINVEST PRIVATE LIMITED	AACCC1226B			224750	0	224750	2.62	224750	0	224750	2.62	0	2.54	0	0.00	NA	0	90772
2 PRECEL SOLUTIONS PVT LTD	AACCP2066J			290000	0	290000	3.38	290000	0	290000	3.38	0	3.28	0	0.00	NA	0	224750
3 EXCELLENCE FINANCE PRIVATE LIMITED	AABCE7869B			290000	0	290000	3.38	290000	0	290000	3.38	0	3.28	0	0.00	NA	0	290000
(j) Sub- Total (B)(3)			1718	3305830	0	3305830	38.52	3305830	0	3305830	38.52	0	37.43	1579890	47.79	NA	0	290000
Total Public Shareholding (B)=(B)(1)+(B)(2)+(B)(3)			1722	3334180	0	3334180	38.85	3334180	0	3334180	38.85	0	37.75	1579890	47.38	NA	0	3011001



Table IV - Statement showing shareholding pattern of the Non Promoter-Non Public Shareholder

Category & Name of the shareholders (I)	PAN (II)	Nos of shareholder (III)	No of fully paid-up equity shares held (IV)	Partly paid-up equity shares held (V)	No of shares underlying Depository Receipts (VI)	Total nos. shares held (VII) = (IV)+(V)+(VI)	Shareholding as a % of total no. of shares (calculated as per SCRR, 1957) As a % of (A+B+C2) (VIII)	Number of Voting Rights held in each class of			No of shares Underlying Outstanding convertible securities (Including Warrants) (X)	Total Shareholding, as a % assuming full conversion of convertible securities (as a percentage of diluted share capital) (XI)=(VII)+(X) As a % of (A+B+C2)	Number of Locked in		Number of shares pledged		Number of equity shares held in dematerialized form (XIV)	
								No of Voting Rights					Total as a % of Total Voting Rights	No.	As a % of total shares held	No. (Not applicable)		As a % of total shares held (Not applicable)
								Class eg: X	Class eg: Y	Total								
(1) Custodian/DR Holder		0	0	0	0	0	0					0	0	0	0	0	0	
(a) Name of DR Holder (If available)												0	0	0	0	0	0	
(i) abc.....																NA		
(ii) efg.....																NA		
(2) Employee Benefit Trust (Under SEBI (Share based Employee Benefit)		0	0	0	0	0	0					0	0	0	0	0	0	
(a) Name (abc.....)																NA		
Total Non-Promoter - Non Public Shareholding (C)=(C)(1)+(C)(2)		0	0	0	0	0	0					0	0	0	0	0	0	

